


INDICATORS • SPEAKERS • SOUND TRANSDUCERS • ENCLOSURES • MICROPHONES • BATTERY ACCESSORIES

CT12E-08T240-4

Former P/N: CEET12A090-47-308-24P6.5LR

Rev. 2-2019
RoHS3 & REACH
Electromagnetic Sound Transducers



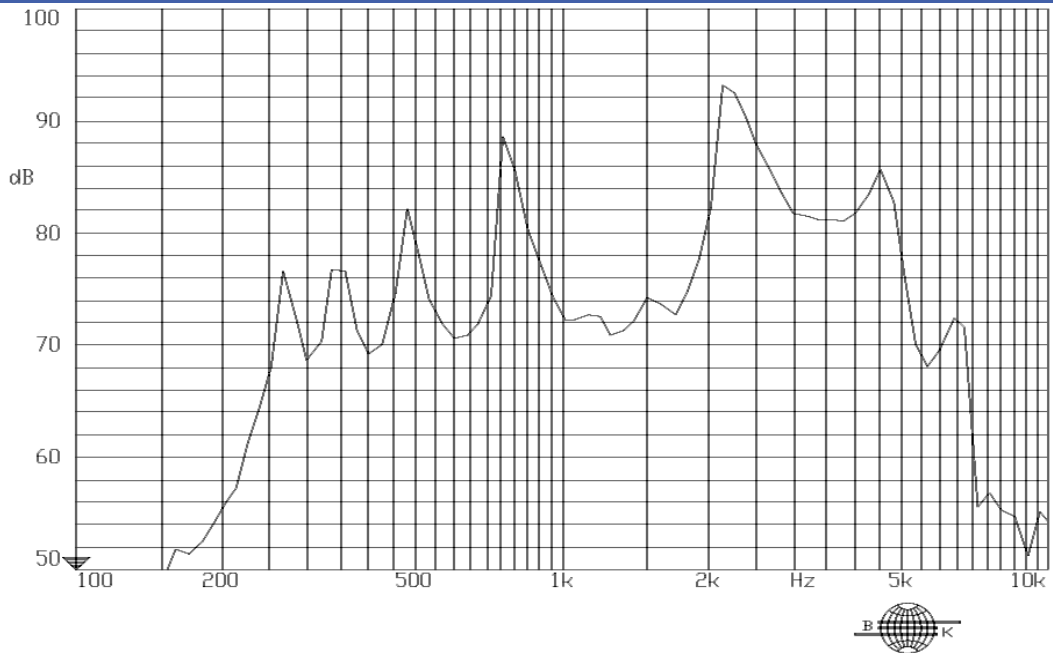
Operating Characteristics

ELECTRICAL

Rated Voltage	5 Vo-p
Operating Voltage	3 to 8 Vo-p
Coil Resistance	47 ± 5 Ω
Max Current at V Rated	40 mA

ACOUSTIC

Min SPL at V Rated	85 dB
Test Conditions	10 cm
f _o	2400 ± 24 Hz



Physical Characteristics

MATERIAL

Housing	Plastic, Noryl, Black
Diaphragm	Ni-alloy
PC Pin	Tin Plated Brass

TEMPERATURE RANGES

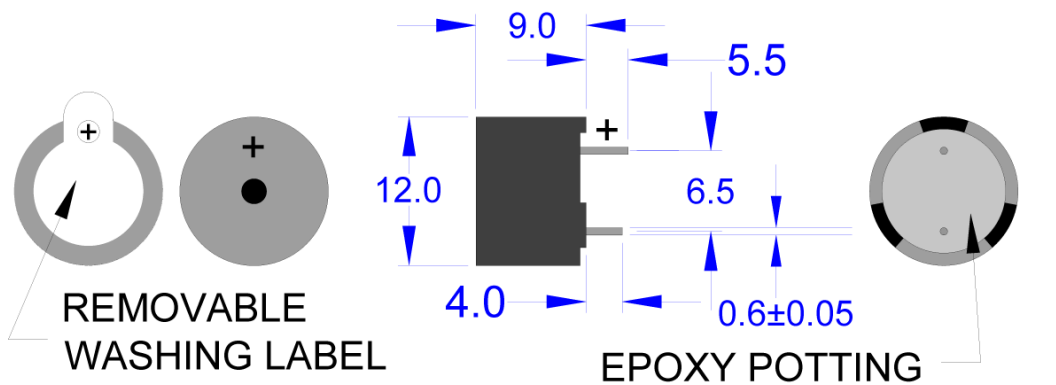
Operating	-40 to +85 °C
Storage	-40 to +85 °C

Weight 2 g

FRONT VIEW

SIDE VIEW

BACK VIEW



Revision	Description	By	Date
1-2013	Corrected pin spacing in the description from 7.6 to 6.5	WS	2013-07-01
2-2019	Migrate to new format	JL	2019-06-21

Warranty: For a period of one (1) year from date of shipping under normal operations conditions This warranty does not apply to products damaged through misuse, abuse, improper installation, alteration, rework, or attempt to repair.

The information contained herein is believed to be correct, but no guarantee or warranty, express or implied, with respect to accuracy, completeness or results is extended and no liability is assumed. Challenge Electronics reserves the right to make changes in any specification, data or material contained herein.