


INDICATORS • SPEAKERS • SOUND TRANSDUCERS • ENCLOSURES • MICROPHONES • BATTERY ACCESSORIES

CT11E-05S283-1

Former P/N: CEET100R032-18-205MR

Rev. 2-2019
RoHS3 & REACH
Electromagnetic Sound Transducers



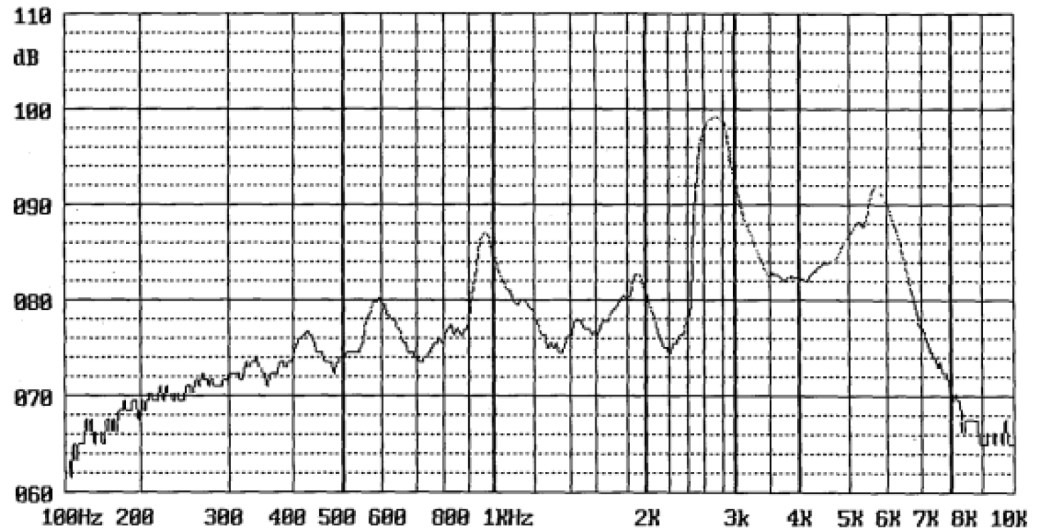
Operating Characteristics

ELECTRICAL

Rated Voltage	3.6 Vo-p
Operating Voltage	2.0 to 5.0 Vo-p
Coil Resistance	18 ± 3 Ω
Max Current at V Rated	100 mA

ACOUSTIC

Min SPL at V Rated	93 dB
Test Conditions	10 cm
f _o	2830 ± 50 Hz



Physical Characteristics

MATERIAL

Housing	Plastic, LCP Vectra E130i
Diaphragm	Ni Alloy Disc N50
Solder Pad	Copper and Tin

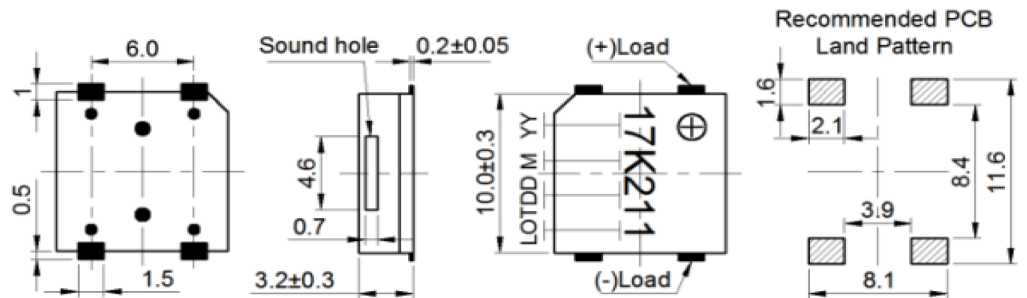
TEMPERATURE RANGES

Operating	-40 to +105 °C
Storage	-40 to +120 °C

Weight	0.6 g
--------	-------

DIMENSIONS (UNIT: mm)

Tolerance: ±0.5mm Except Specified



Revision	Description	By	Date
1-2019	Updated mechanical drawing and frequency response curve. Updated weight from 0.8 to 0.6 g, maximum operating temperature from 85 to 105°C, and maximum storage temperature from 85 to 120°C.	JL	2019-02-18
2-2019	Migrate to new format.	JL	2019-06-21

Warranty: For a period of one (1) year from date of shipping under normal operations conditions This warranty does not apply to products damaged through misuse, abuse, improper installation, alteration, rework, or attempt to repair.

The information contained herein is believed to be correct, but no guarantee or warranty, express or implied, with respect to accuracy, completeness or results is extended and no liability is assumed. Challenge Electronics reserves the right to make changes in any specification, data or material contained herein.