


INDICATORS • SPEAKERS • SOUND TRANSDUCERS • ENCLOSURES • MICROPHONES • BATTERY ACCESSORIES

CT09P-25S400-1

Former P/N: CEPT090L019-125-40MR

Rev. 3-2020
RoHS3 & REACH
Piezoelectric Sound Transducers



Operating Characteristics

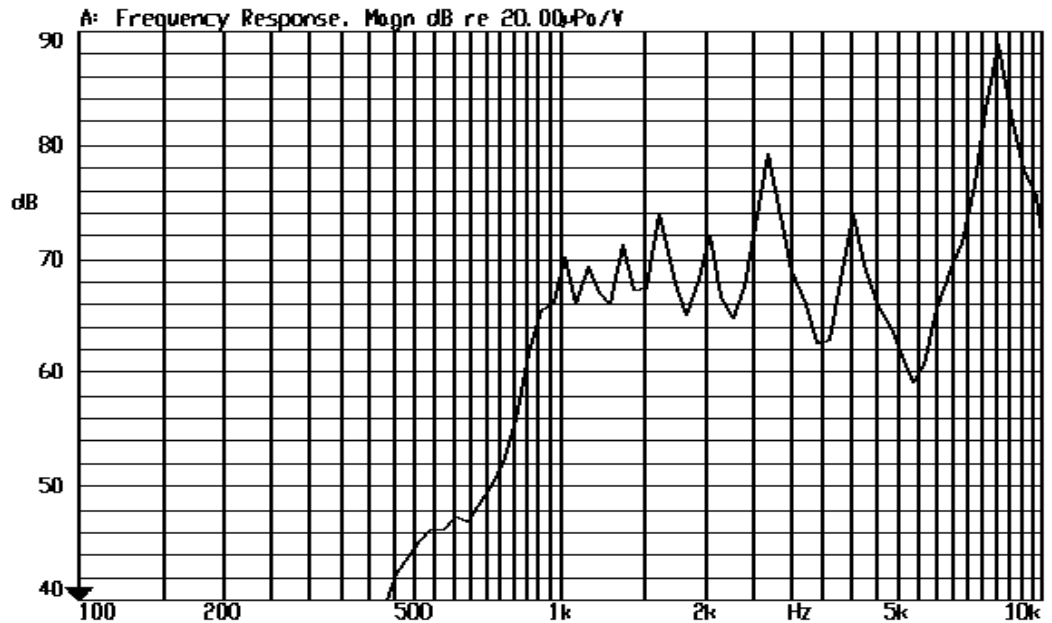
X: 100.00Hz Y: 13.29dB Z: Live Curve SSR T. Ho.

ELECTRICAL

Rated Voltage	3 Vp-p
Max Operating Voltage	25 Vp-p
Max Current at V Rated	1 mA
Capacitance	12000 pF ± 30 % 1000 Hz

ACOUSTIC

Min SPL at V Rated	70 dB
Test Conditions	10 cm
f_0	4000



Physical Characteristics

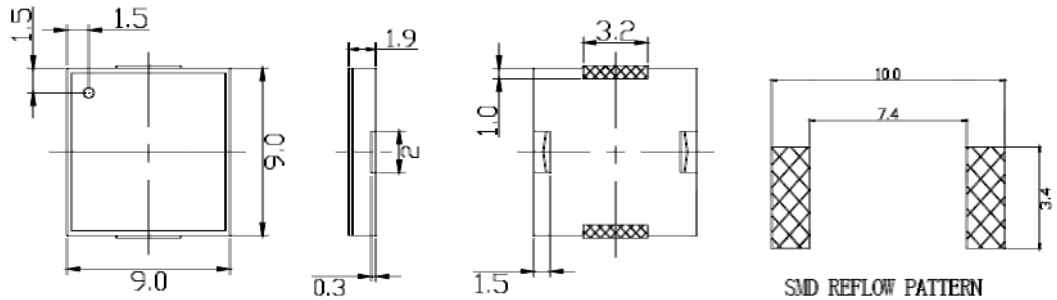
MATERIALS

Housing	Plastic, LCP Vectra
Diaphragm	Nickel
Solder Pad	DSn (Brass)

TEMPERATURE RANGES

Operating	-40 to +85 °C
Storage	-40 to +85 °C

Weight	0.2 g
--------	-------



Revision	Description	By	Date
2-2019	Updated operating temperature range from "-30 to 70 °C" to "-40 to 85 °C".	JL	2019-12-13
3-2020	Updated Frequency for Current Capacitance	SP	2020-05-14

Warranty: For a period of one (1) year from date of shipping under normal operations conditions This warranty does not apply to products damaged through misuse, abuse, improper installation, alteration, rework, or attempt to repair.

The information contained herein is believed to be correct, but no guarantee or warranty, express or implied, with respect to accuracy, completeness or results is extended and no liability is assumed. Challenge Electronics reserves the right to make changes in any specification, data or material contained herein.