

CT23P-30S400-2

Former P/N: CEPT230A111-9-130-40MR

Rev. 4-2019
RoHS3 & REACH
Piezoelectric Sound Transducers



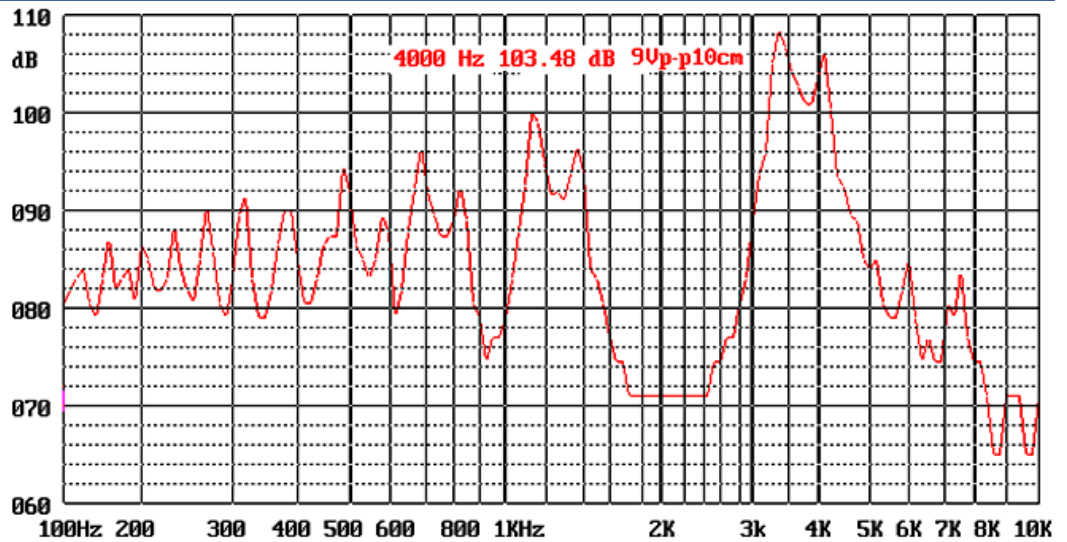
Operating Characteristics

ELECTRICAL

Rated Voltage	9 Vp-p
Max Operating Voltage	30 Vp-p
Max Current at V Rated	5 mA
Capacitance	25000 pF ± 30 % 100 Hz

ACOUSTIC

Min SPL at V Rated	100 dB
Test Conditions	10 cm
f _o	4000 ± 500 Hz



Physical Characteristics

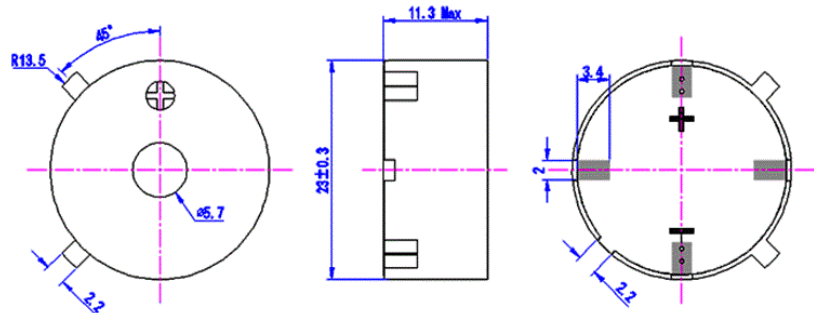
MATERIALS

Housing	Plastic, PPS A7-03
Diaphragm	Ni Alloy Disc N42
Solder Pad	Tin Plated Brass

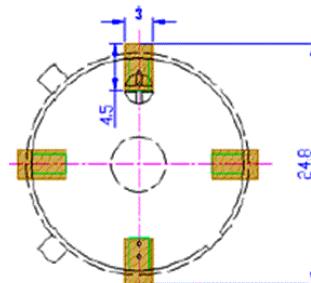
TEMPERATURE RANGES

Operating	-40 to +85 °C
Storage	-40 to +90 °C

Weight 3.1 g



RECOMMENDED LAND PATTERN



Revision	Description	By	Date
3-2016	Modified weight from 3.05 to 3.1 g. Added Landing Pattern DWG, Replaced Freq. Chart and Tape Mech DWG	WS	2016-03-02
4-2019	Migrate to new format	JL	2019-06-21

Warranty: For a period of one (1) year from date of shipping under normal operations conditions This warranty does not apply to products damaged through misuse, abuse, improper installation, alteration, rework, or attempt to repair.

The information contained herein is believed to be correct, but no guarantee or warranty, express or implied, with respect to accuracy, completeness or results is extended and no liability is assumed. Challenge Electronics reserves the right to make changes in any specification, data or material contained herein.

©2019 Challenge Electronics, Inc. 20190826155507