

INDICATORS • SPEAKERS • SOUND TRANSDUCERS • ENCLOSURES • MICROPHONES • BATTERY ACCESSORIES

## CT17P-25S400-1

Former P/N: CEPT170A060-12-125-40MR

Rev. 1-2019  
RoHS3 & REACH  
Piezoelectric Sound Transducers



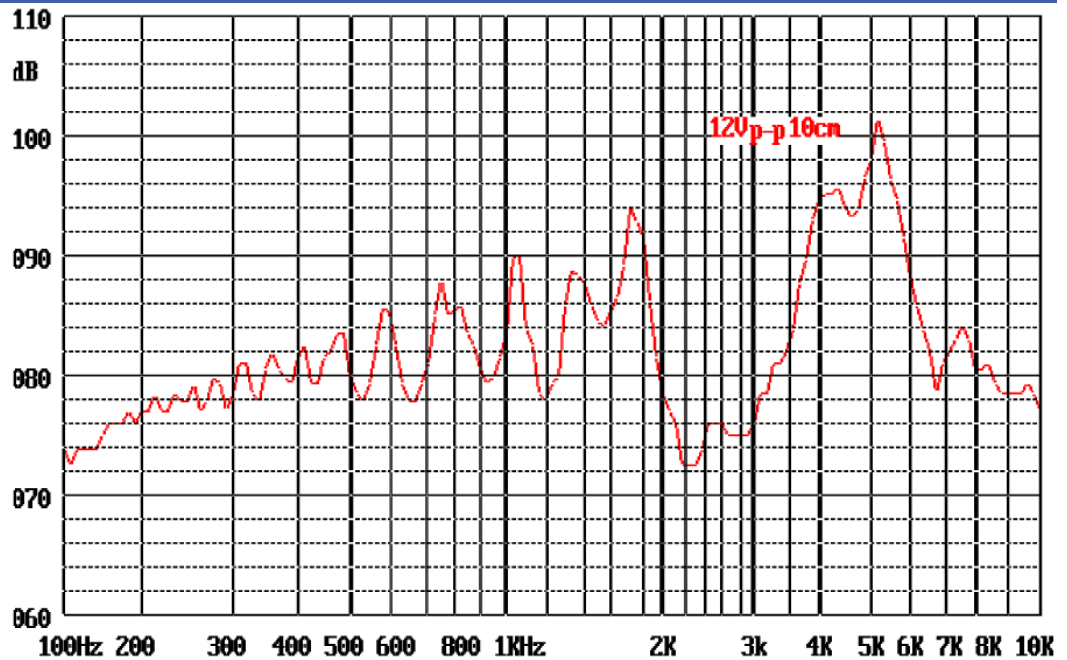
### Operating Characteristics

#### ELECTRICAL

Rated Voltage	12 Vp-p
Max Operating Voltage	25 Vp-p
Max Current at V Rated	3 mA
Capacitance	15000 pF ± 30 % 100 Hz

#### ACOUSTIC

Min SPL at V Rated	90 dB
Test Conditions	10 cm
$f_0$	4000 ± 500 Hz



### Physical Characteristics

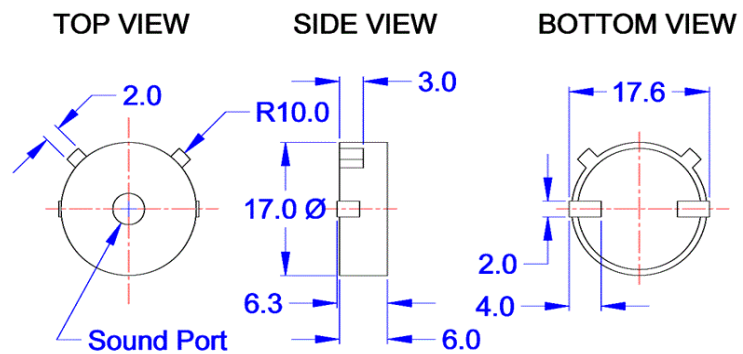
#### MATERIALS

Housing	Plastic, PPS A7-03A
Diaphragm	Ni Alloy Disc N42
Solder Pad	Tin Plated Brass

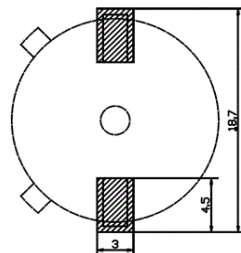
#### TEMPERATURE RANGES

Operating	-40 to +105 °C
Storage	-40 to +120 °C

Weight	1.6 g
--------	-------



#### RECOMMENDED LAND PATTERN



Revision	Description	By	Date
1-2019	Migrate to new format	JL	2019-06-21

Warranty: For a period of one (1) year from date of shipping under normal operations conditions This warranty does not apply to products damaged through misuse, abuse, improper installation, alteration, rework, or attempt to repair.

The information contained herein is believed to be correct, but no guarantee or warranty, express or implied, with respect to accuracy, completeness or results is extended and no liability is assumed. Challenge Electronics reserves the right to make changes in any specification, data or material contained herein.

©2019 Challenge Electronics, Inc. 20190826155446