


INDICATORS • SPEAKERS • SOUND TRANSDUCERS • ENCLOSURES • MICROPHONES • BATTERY ACCESSORIES

CT12P-25S200-1

Former P/N: CEPT120Q030-125-20MR

 Rev. 1-2019
 RoHS3 & REACH
 Piezoelectric Sound Transducers


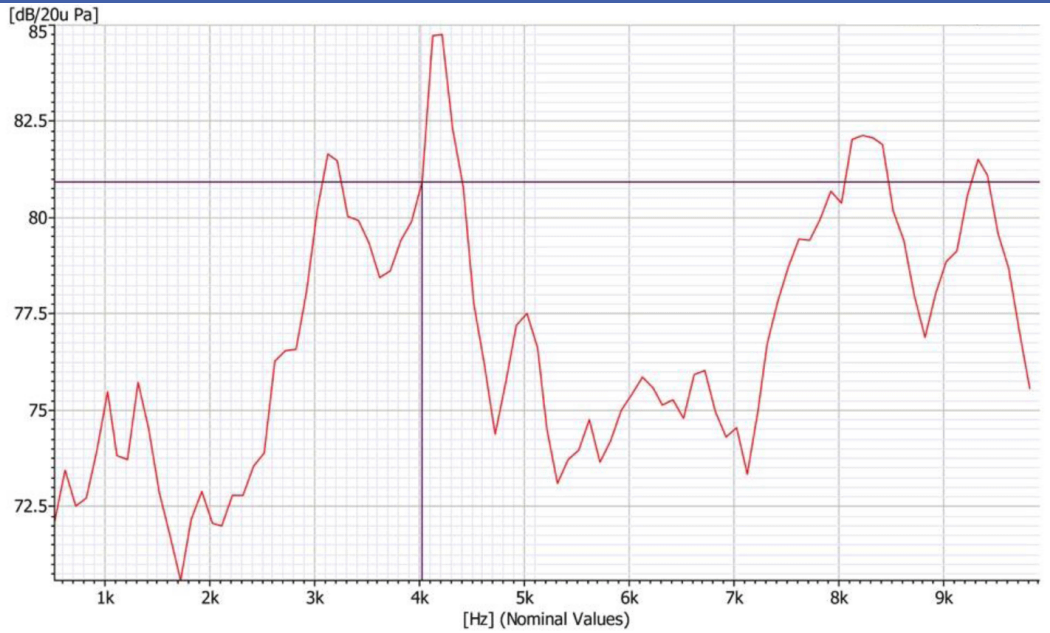
Operating Characteristics

ELECTRICAL

Rated Voltage	3 Vp-p
Max Operating Voltage	25 Vp-p
Max Current at V Rated	3 mA
Capacitance	16000 pF ± 30 % 100 Hz

ACOUSTIC

Min SPL at V Rated	65 dB
Test Conditions	10 cm
f _o	2000 ± 500 Hz



Physical Characteristics

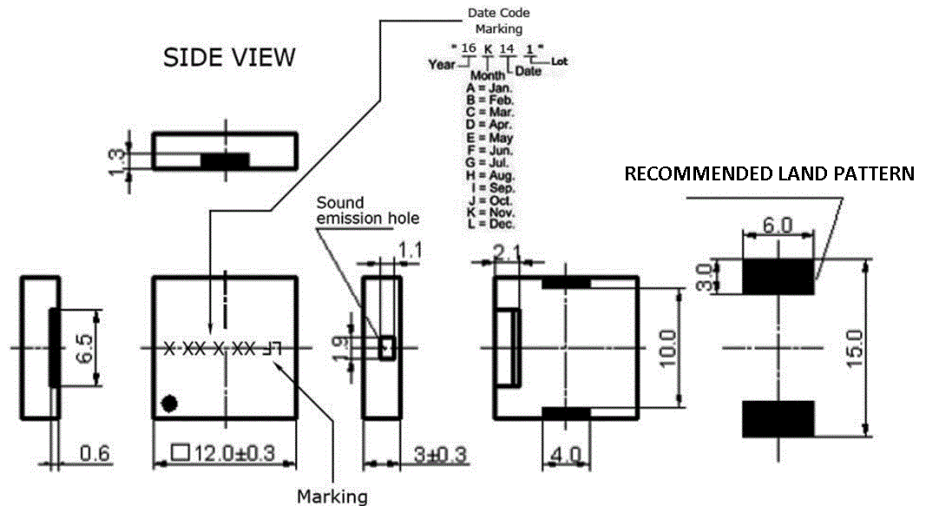
MATERIALS

Housing	Plastic, LCP
Diaphragm	Nickel Alloy
Solder Pad	Copper and Tin

TEMPERATURE RANGES

Operating	-20 to +70 °C
Storage	-30 to +80 °C

Weight 0.3 g



Revision	Description	By	Date
1-2019	Migrate to new format. Added response curve.	JL	2019-06-21

Warranty: For a period of one (1) year from date of shipping under normal operations conditions This warranty does not apply to products damaged through misuse, abuse, improper installation, alteration, rework, or attempt to repair.

The information contained herein is believed to be correct, but no guarantee or warranty, express or implied, with respect to accuracy, completeness or results is extended and no liability is assumed. Challenge Electronics reserves the right to make changes in any specification, data or material contained herein.
 ©2019 Challenge Electronics, Inc. 20190826155426